



DISCON Specialists

EA Enabling Recipe

Object Orientation

Reason for Existence

There is simply no single recipe or silver bullet that represents the ideal approach to designing the ideal business. This is an approach that can be used as a base approach which will then have to be honed into the actual approach that is required for the particular situation. The base approach will deliver the desired results when one attempts an object oriented approach to designing a business. The approach starts with a function model of the ideal business, which is produced during the strategic positioning.

✉ **Email**
info@discon.co.za

🌐 **Website**
www.disconspecialists.com

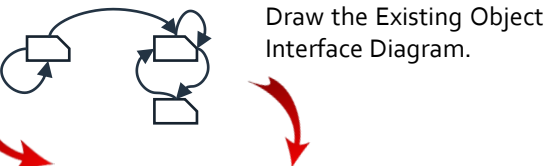
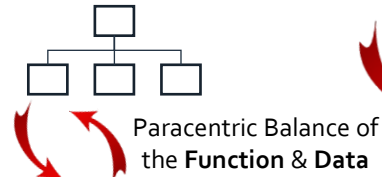
☎ **Phone**
(+27) 12 667 5975

🌐 **LinkedIn**
www.linkedin.com/company/discon-specialists

1.) Function Structure Diagram (FSD) <Ideal> 1.) Object Interface Diagram (OID)

Extract the Ideal Business FSD from the Business Strategic Recipe.

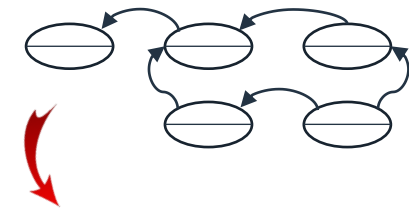
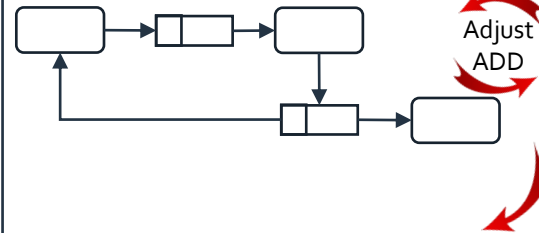
Draw the Existing Object Interface Diagram.



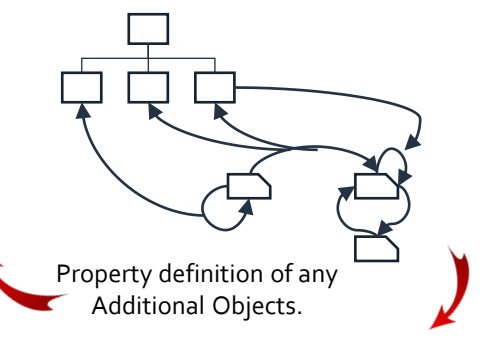
2.1) System Operations Diagram (SOD) 2.2 & 4) ADD of the Business

Integrate **Date & Functions** using a SOD.

Incorporate the Business Rules into an Attribute Dependency Diagram.



2.3) GAP Analysis



5.2) Data Structure Diagram (DSD)

5.) FEBT

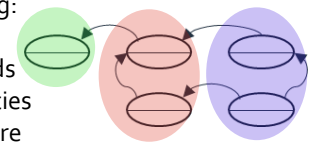
3.) Object Interface Diagram (OID)

Normalise the Data into a Data Structure Diagram

Perform Functional Effect Backtracking to deliver the following:

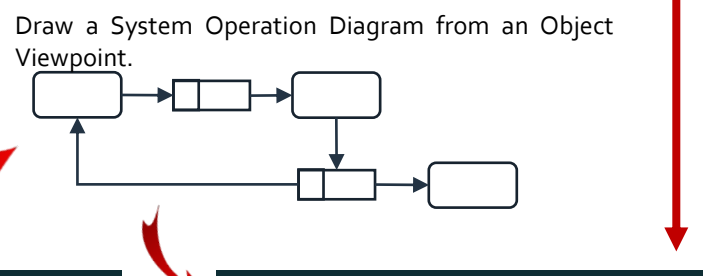
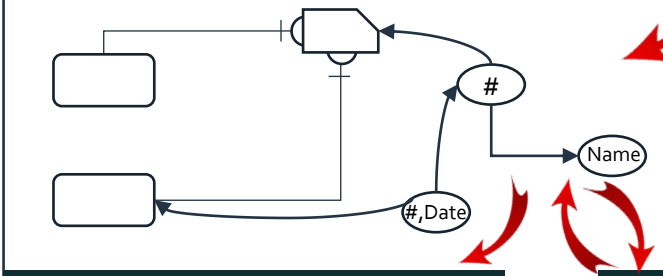
Create an OID <Ideal> which typically delivers the initiator and respondent objects.

- Agent objects:
 - Methods
 - Properties
 - Structure
- Preferred development order of objects



6. & 8.) Detail Object Definition (DOD)

9.) System Operation Diagram (SOD)



9.) Rule Application Diagram (RAD)

Adjust Methods

10.) Object Interface Diagram (OID)

